



Combi Press for CLT and Glulam Production



KALLESOE

CAPACITY

Glulam (7.5 hours): 60 - 180 m³ (2000 - 6000 ft³)
 CLT (7.5 hours): 30 - 50 m³ (1000 - 1700 ft³)



The Combi press line for glulam and CLT is designed to fit exactly to your products and needs.

COMBI PRESS

This efficient high/radio frequency production line with its specially designed lay-up system allows the manufacturing of two different product types in one and the same system: glulam and CLT.


This enables an extended product range and increased capacity without requiring additional space.

The advantages of using high/radio frequency curing are short pressing cycles and increased capacity - the ideal solution for order-based production.

The illustrated Combi press line handles up to 27 meters (88 ft) long elements. We custom design every line to the specific demands of the customer.

SPECIFICATION

The illustration shows the possible minimum and maximum dimensions of the final product, but special customer demands can be implemented.




Glulam

When manufacturing glulam, the glue is applied from above with a face gluing unit. The glued lamellas are cross-conveyed one by one, turned 90°, joined, and fixated in a charge. Following this, the charge is loaded onto a belt conveyor which feeds it into the press.



CLT

When manufacturing CLT elements, glue can be applied to the edge of the longitudinal lamellas. The lamellas are cross-conveyed to a temporary collection unit, where they are joined together and lifted onto a belt conveyor for adding more layers.



The charge is reversed under the vacuum gantry where the cross lamellas are positioned. Glue is applied between each layer with a full-width face gluing unit.

The CLT element can be completed with a second layer of longitudinal lamellas, or the process is repeated until the desired number of layers has been reached.



Glulam and CLT

The completed product charge is fed into the high/radio frequency press where it is pressed from the side and the top and the high/radio frequency energy is added for rapid curing.

A SOLUTION FROM KALLESOE MACHINERY GUARANTEES:

- Sturdy and reliable products
- Easy and logical operation
- Flexible solutions
- High capacity and low energy consumption
- Increased production

TECHNICAL INFORMATION

Generator: 80 - 200 kW

Capacity per shift (7.5 hours):

Glulam: 60 - 180 m³ (2000 - 6000 ft³)

CLT: 30 - 50 m³ (1000 - 1700 ft³)

WHY CHOOSE A **KALLESOE** SOLUTION

Kallesoe Machinery has a long tradition in developing and manufacturing wood laminating systems and equipment for customers worldwide.

Our flexible and customized plant solutions are individually designed to fit customer's physical environment and product demands.

We emphasize high quality, performance and reliability which makes it natural for our customers to choose a Kallesoe solution.

Read more about our products and capabilities:

www.kallesoemachinery.com



K | **KALLESOE**

Kallesoe Machinery A/S, Bredgade 115
DK-6940 Lem, Tel: +45 97 34 15 55
sales@kallesoe-as.dk
www.kallesoemachinery.com