

# Innovative. Individual. Flexible.

**HC WEINMANN**

**Our complete range**  
Timber frame technologies

**YOUR SOLUTION**







# Your partner in timber construction.

If you build modern buildings from natural wood or if your business is based on intelligent, energy-saving construction, WEINMANN is the right partner for you. As a leading manufacturer of high-performance machines and equipment for timber work, we develop innovative and customized solutions for your success; that is our goal, so we put your needs at the center of everything we do. The trust placed in us by our customers is testimony to the fact that we deliver on our promise time and time again: Businesses ranging from independent carpenters to large prefabricated housing manufacturers all over the world work with WEINMANN systems, and have confidence in the quality of our machines and our consulting services.

## YOUR SOLUTION

[MORE: HOMAG.COM/WEINMANN](https://www.homag.com/weinmann)

## CONTENT

04	HOMAG Group
06	House construction process chain
08	Cutting and beam processing
12	Element processing
24	Handling and storage
30	Engineering
36	Planing
38	Window, door and stair production
42	Facade construction
44	Partner in timber work
46	Technical data
48	Software
54	Service



# WEINMANN and HOMAG – Your partners for wood work

Individual customer wishes, demanding products and a wide variety of materials – the needs of your customers are constantly growing. And this means that the challenges for you and your production grow too. Our aim is to offer you the solutions you need to accommodate the desire for individuality. To produce flexibly and efficiently and set trends in the industry. We support wood work businesses of any size on their way to the top. With machines and technologies that grow with you – including the right software solutions and service.



**Everything from a single source.**

We offer a comprehensive and innovative range of products and service with machines and systems for beam processing, frame work and element production, staircase, door and window production, as well as automation systems and software. You benefit from a high degree of precision, performance and the right technology to ensure absolute flexibility, which you can use to optimize your entire production capacity.



**Perfection can be programmed.**

The software solutions optimize processes in small and medium-sized carpentry businesses and global industrial manufacturers of prefabricated houses. From the first draft to the final product – our software solutions are perfectly adapted to the machines. They create efficiency and reliability in the order and production process.



**Sustainability for the future.**

The use of wood as a renewable raw material is our profession. For this reason, it is our company mission to promote wood work from an economic and ecological point of view. Even today, wood is still one of the world's most important and most ecologically valuable raw materials. In Germany alone, forest covers one third of the land area. Maintaining this forest and thus the renewable raw material, wood, is one of our tasks for the future.



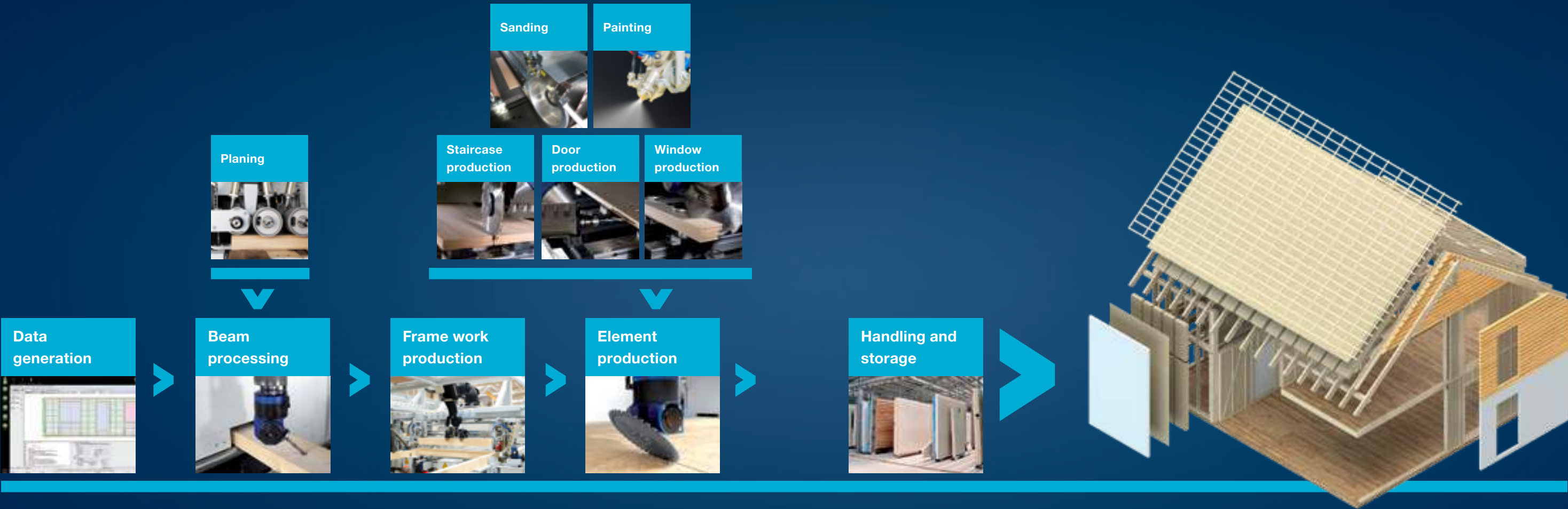
**International and expert.**

With sales partners in over 100 countries, HOMAG has a global presence and is able to offer you a strong partnership. We make your company competitive and your business success long-lasting.



# House construction process chain

We are your competent partner for designing your production facility – from single machines to entire production lines. Our services are always tailored to your requirements: we support and accompany you from initial planning though to production of your elements. Our complete range provides you with the perfect solution for the entire house construction process chain.



- CAD/construction
- Data generation and transfer to machines

- Processing and cutting beams and studs

- Inserting and connecting plates and studs

- Panel precutting and nesting
- Preparing sheathing/panels
- Positioning sheathing/panels
- Attaching and processing sheathing/panels
- Inserting installations and insulation

- Window installation
- Facade
- Order-based provision of parts
- Loading




## Beam processing and cutting

"We're surprised time and again by the versatility of our carpentry machine because it can perform processes that were previously not possible."

Christof Reichert, Helmut Volz GmbH, Leidersbach

**HC WEINMANN**



**BEAMTEQ B-560**

**HC**





# Carpentry machines

These machines are equipped to tackle a wide range of processing tasks — from making a quick cut to completing a complex beam processing operation, with precision, speed and flexibility throughout. Our carpentry machines increase production efficiency in carpentry applications, timber frame construction, half-timbered construction and pre-fabricated house construction.



## High processing speed

- High infeed speed
- Highly dynamic drives
- Process-optimized workflow
- Multi-channel control for parallel working with 5-axis technology
- Highly dynamic tool change technology
- Tool changer to minimize setup time
- Intuitive operating concept

## Designed for precision

- High-resolution positioning system for all axes
- Precise component positioning via gripper system
- Horizontal and vertical material clamping system during processing
- High-precision and robust linear guides with a long service life
- Monitoring of all processes

## Wide range of applications

- 12-place tool changer
- Automatic adaptation to different workpiece dimensions
- Manual entry or direct data transfer from CAD
- All options available for retrofitting thanks to modular system
- Processes even the shortest parts
- Easy installation
- Dust and soundproof construction

## The WEINMANN and Hundegger portfolio offers a wide range of products:

- Truss production
- Fast cutting
- Carpentry machines for wood frame construction
- Carpentry machines for industrial prefabricated house construction
- Beam processing for the largest dimensions up to 300 x 1300 mm
- Flat element processing, for example CLT and cross-laminated timber





## Element processing

"I see the restructuring and the new production technology as important course markers that will prepare my company for further growth in the next few years."

Andreas Gamper, Gamper Holzbau - Bauprojekt GmbH, Germany



# BUILDTEQ assembly tables

BUILDTEQ assembly tables for universal use in timber frame element production ensuring high angular and dimensional accuracy. They are especially well-suited to applications in small and medium-sized carpentry companies wishing to produce high-quality wall, roof and floor elements using a simple and ergonomic process. The tables can also be used to easily produce special elements such as gables, bays and flap tiles.



**Safe and ergonomic**

- Ergonomic working height
- Set-up function for safe and gentle removal and rotation of elements
- All controls installed directly on the table
- Solid non-slip sheathing provides a safe working surface

**Stable construction**

- Solid steel construction for high element weights up to 3,5 t or more
- Robust design – all sensitive elements are protected against damage
- Zinc-plated stop pin for a long service life

**Universal application**

- Suitable for any element type (walls, roofs, floors, gables)
- Simple retrofitting at any time thanks to modular structure
- Element height up to 3800 mm
- Element thicknesses up to 500 mm
- Standard length of up to 12 m
- Two separate clamping circuits allow two elements to be produced simultaneously



Roof/flooring clamps facilitate insertion and fixing of roof rafters and ceiling beams.



Elements can be aligned at the correct angle at the X stop.

**Customized equipment**

- Various stops
- Universal clamps
- Gable stop
- Foil unwinding equipment
- Pneumatic and electrical connectivity options for hand-held devices
- Different bolt lengths and height-adjustable bolts
- Roof/flooring clamps
- Hydraulic set-up/turning function
- Carriage with automatic positioning system



# FRAMETEQ frame work station

The versatile framing station sets new standards in the creation of complex and challenging frame works in timber frame construction - with a design specifically tailored to this application. The FRAMETEQ is individually configurable to suit any requirement. The models available range from the low-cost entry-level variant up to a fully automated high-performance system with a production capacity of more than 1000 houses per year.



## High precision

- High frame work accuracy thanks to NC stop alignment system
- NC-controlled outfeed gripper for
- precise beam spacing
- Fully automatic tensioning of frame work



## More possibilities

- Individual production in batch size 1
- Only one operator required
- Can be expanded at any time thanks to modular design
- Zero setup time thanks to automatic width adjustment
- Offset beam positioning possible



## Very easy to use

- Clear screen
- Swiveling control panel
- Comprehensive safety features
- Automatic data transfer or direct input at machine



## Customized equipment

- Module assembly table incl. conveyor unit
- Stud storage unit
- Nail plate press
- Snipping saw unit
- Drilling unit
- Inkjet printer for labeling beams or plates
- Mounting station for spandrel beams, manual or automatic
- Gable station
- Separator with cross conveyor
- Automatic beam pusher
- Automatic width adjustment
- Handling system for fully automatic beam provision
- Fully automatic beam mounting
- Fully automatic frame work production
- Different kind of configuration options, for example the combination with robot technology



# BUILDTEQ/MOVETEQ industry tables

The MOVETEQ wall table is a truly multifunctional addition to a production line. It carries out tasks such as turning elements, aligning elements at the correct angles for safe sheathing and nailing, longitudinal and transverse transport and laying out elements for storage. The BUILDTEQ F-500 floor table is ideal for producing roof and floor elements in the shortest timeframes.



### Can be individually modified

- Can accommodate customer requirements, individually tailored to different production situations and levels of automation
- Can be expanded at any time, either to increase capacity or introduce automation
- Interlinked control technology for simple operation

### Extremely durable

- Steel profile construction for high workpiece weights of 3.5 t or above
- Low-maintenance design for process reliability
- Transport without damage

### Versatile applications

- Automatic alignment of the element
- Can be integrated into any production line
- Swivels for installing windows, for storage or for turning
- Individual transport systems
- Moveable



### High productivity thanks to automated processes

Automated alignment and fixing of frame works with pneumatic clamping units.



### Improved logistics and work processes

Running gears in transverse and longitudinal direction enable automatic travel.

### Customized equipment

- Various stops
- NC-controlled beam aligner for high component quality
- Pneumatic or hydraulic element clamping
- Automatic or manual longitudinal/cross transport using rollers or hinged belts
- Longitudinal or transverse table carriage
- Hydraulic swivel device
- Solid non-slip sheathing
- Pneumatic and electrical connectivity options for hand-held devices
- Foil unwinding equipment
- Rails and guides to distribute and store walls



# WALLTEQ multifunction bridge

The CNC-controlled multifunction bridge completes all timber frame element sheathing tasks fully automatically — including securing the sheathing and formatting and cutting all openings in the element. The WALLTEQ is popular with carpenters for a number of reasons; its wide range of processing applications, low space requirement and ease of operation are key features. The machine's powerful, accurate units guarantee the highest level of quality.



- Multifunctional**
- Configurable according to customer requirements
  - Fully automatic tool changer with 12 tool slots for a high level of flexibility in terms of processing tasks and unit equipment
  - Processing of various materials (e.g. wood soft fibre, gypsum board, composite material ) with zero setup time



- Proven technology**
- CNC control for fully automatic processing
  - Easy to operate with intuitive powerTouch user interface
  - 18.5-kW or 26-kW tool spindle
  - FLEX25 sawing unit up to 195 mm cutting depth
  - Effective dust extraction technology
  - Equipped for the future: process passive house components or cut soft fiber panels



- Powerful complete package**
- Interpolating processing
  - Optimum working ergonomics and safety
  - Durable construction
  - Fully automatic data transfer from CAD
  - Can be combined with individual table concepts; travel distance of up to 70 m allows for approach from multiple tables

## Tool changer for versatile use

The tool changer provides slots for up to 12 tools and enables extensive processing such as sawing, trimming, drilling with only minor set-up times.



- Profitable production of small quantities with the WALLTEQ M-120**
- Production in batch size 1
  - Ideal entry-level solution for CNC production
  - Easy to integrate into production halls: just 90 m² of space required



## Customized equipment

- 20-kW main spindle and 12-place tool changer
- Nailing, clamping, screwing
- Drilling, sawing, routing, marking, labeling, PU bonding, scribing
- Swivel unit for nailing devices
- Label using inkjet
- Lattec option: fully automatic positioning and fixing of tile battens and cover boards on a beam or rafter framework
- Nesting: fully automated pre-cutting of different board types
- Combination with blow-in plate: fully automated insertion of loose insulation material



- Efficient insulation with WALLTEQ M-380 insuFill**
- Quality assurance through seamless documentation and verifiable fill quantities
  - Significant reduction in dust exposure for employees
  - No material waste and simplified storage



- Waste optimization and material savings**
- CNC programming software woodWOP for fully automatic plate layout with nesting function. Can produce free contours without bars. Waste is optimized and reduced.



# FRAMETEQ combi wall system

The FRAMETEQ M-300/M-500 combi wall system is a combination of a framing station and a multifunction bridge, designed to automatically produce wall and gable elements for timber frame construction. A workstation positions the frame work components and precisely secures and processes the sheathing — all fully automatically. The result: Elements of exceptional quality, produced at minimal space requirements.



### Precision through technology

- NC stop alignment system
- Automatic beam positioning and fully automatic square alignment
- Precise clamping and joining of frame work
- CNC axes for customer-specific nail patterns



### Efficient and ergonomic

- Customized production with zero machine setup
- Only one operator for the production of a complete element
- Ideal working height for ergonomic operation
- Flexible control panel positioning for optimum ease of operation



### High performance – low space needed


- Automatic width adjustment
- Compact production cell
- Traveling stop system



### Customized equipment

- Stud storage unit
- Nogging installation support for lintels
- Labeling and marking
- Nail plate press
- Snipping saw unit
- Gable and window station
- Stop for gable elements
- Automatic batten positioning and mounting
- Automatic longitudinal transport of elements to next workstation





## Handling and Lager

**“WEINMANN supplied the best solution for our complete production process. Using the same technology at three locations, we are able to compensate different production volumes.”**

**Thomas Stadler, Wolf Systembau, Austria**



# FEEDTEQ/STORETEQ handling systems

Fast and efficient machines are just as important for efficient production as smooth-running processes across all systems. That is why WEINMANN developed the FEEDTEQ and STORETEQ handling systems, which are designed to optimize production hall logistics, increase machine run time and ensure that the machine operator's workplace is ergonomically designed and safe. The fully automatic handling systems combine all processes in a network, ensuring that the workflow progresses efficiently with minimum operator effort.



**Ergonomic working environment**

- Easy handling of heavy loads
- Lightweight design for easier manual operation
- Only one operator needed to position panels
- Hold function provides scope for other activities
- Vacuum monitoring with emergency stop function



**Available variants in the FEEDTEQ series**

- Vacuum window lifting device
- Vacuum panel lifter
- FEEDTEQ H-300 column slewing crane
- FEEDTEQ H-500 surface handling



**Available variants in the STORETEQ series**

- Beam lifter with vacuum panel suckers
- STORETEQ H700 fully automatic feeding portal for beams
- STORETEQ H100/H300 fully automatic feeding portal for panels



**Smooth production process workflows**

- Automatic material infeed
- Optimized production processes — the right part in the right place at the right time
- Efficient use of resources
- Short throughfeed times
- High machine availability thanks to fast material provision



# STOCKTEQ storage technology

With our storage technology, elements can quickly and easily be transferred to intermediate storage and picked back out for return to production. The systems also offer the space required for finishing work such as the application of exterior plaster or fitting windows and doors. WEINMANN storage systems also feature a number of helpful details tailored to the customer's requirements — making your working life significantly easier.



### Safe working process

- Elements protected
- Automatic positioning at transfer stations
- Direct loading from storage system



### Versatile applications

- Order-based provision of parts
- Applying exterior plaster
- Fitting windows and doors
- Splitting multiwalls
- Finishing elements
- Preparing for dispatch



### Ergonomic storage solution

- Traveling operator podium and control panel on loading carriage
- Ergonomic working height
- Elements easy to move
- Easy to operate



### Customized equipment

- Setup and distribution trolley
- Swiveling top guide for element picking
- Overhead crane cross rail
- Extension of floor guide for a wall magazine for element picking
- Loading carriage
- Upright store
- Standing storage system with wall trolley
- Standing storage system on roller conveyer
- Automated wall package formation





## Engineering

"WEINMANN covers all of our needs with their wide range. We are also impressed by their worldwide service provision and good references. And we must not forget negotiations with WEINMANN's contacts. They proved to be honest and trustworthy partners, which is of great importance for investments of this kind."

Sascha Bopp, Blueprint Robotics, Inc., USA



# Made-to-measure solutions

A project is the beginning of a long relationship. To make sure that this relationship thrives in the long term, we want to understand what is important to our customers. Only then will we be able to give our full commitment to helping you achieve it and to securing your success. The trust placed in us by our customers is at the very heart of what we do. This is what we are committed to in each individual project. This is how we find the solutions we need to improve every day.

We don't consider a project to be complete until all those involved in the project have achieved their planned objectives. We ensure that time, cost and performance targets are met through in-depth dialog with our customers.

From the initial discussions through to completion of the project, the project manager is your personal contact and works with you to take the project to a successful conclusion. With an average of 10 years' experience in the wood work industry, WEINMANN project engineers have the expertise needed to handle your project perfectly from start to finish.



**State-of-the-art module production**  
**Lindbäcksbygg AB, Sweden**

- Integrated robot technology
- Highest performance: 7 minutes per wall



**Robots in house construction**  
**Bien-Zenker, Germany**

- Frame work station with integrated robot
- Flexible wall production



**Closed wall production**  
**Blueprint Robotics, USA**

- Multifunction bridge with integrated blow-in plate
- Production line for wall, roof and floor elements

> 30

Years of experience in wood work

100,000

Houses manufactured with WEINMANN machines per year

> 5000

Machines in use worldwide



# FUTURE PROOF SOLUTIONS

All timber work companies have their own specific requirements and individual needs. We work with you to find the right solution for your company and your products. All our machines and systems are based on a modular design, which enables us to respond rapidly and with the highest levels of flexibility to changes in the market — so that your company has the flexibility it needs to adapt to the demands of the timber work industry.



➤ BUTTERFLY TURNING TABLE ➤

COMPACT LINE ➤

3-TABLE-SOLUTION ➤




INDUSTRIAL PRODUCTION LINE ➤

- Capacity: up to 30 houses/year
- Staff requirement: 1-2 employees
- Space requirements: 12x7 m

- Capacity: 50–70 houses/year
- Staff requirement: 3-4 employees
- Space requirements: 34x9 m

- Capacity: up to 150 houses/year
- Staff requirement: 4-5 employees
- Space requirements: 34x11 m

- Capacity tailored to customer requirements
- Different system designs available; can be planned specifically for the customer
- Examples include wall production lines or roof and floor production





# Complete solutions from – planing through to surface finishing

HOMAG has taken an important step towards offering complete solutions for solid wood processing. How? By combining our expertise from many areas of the value chain, such as planing and CNC technology, surface finishing or wood work. We are your expert partner for solutions ranging from single machines to entire production lines for flat and bar-shaped components.

## Processing flat components

We offer a range of wide-belt sanding machines and painting machines for the production or finishing of flat construction elements such as doors, stairs or interior fittings elements.



**When perfection is required.**  
**SANDTEQ W-300 sanding machine**

HOMAG sanding technology is renowned for its high-performance wide-belt sanding machines and innovative surface processing applications. The range includes special and universal sanding machines for calibration, fine sanding and varnish sanding. With many years' experience, HOMAG sanding technology offers a wide range of basic machines, units and options for customized solutions with the SANDTEQ W-300 series.



**For automated painting.**  
**The SPRAYTEQ S-100 spray painting machine**

Painted workpieces have resistant surfaces and an attractive look and feel. The HOMAG SPRAYTEQ S-100 spray painting machine is a machine specifically designed for small and medium-sized businesses to enter the automated spray painting market. We also offer a complete product range in collaboration with our partners. This includes machines and systems of different performance classes that are tailored to the individual requirements of carpenters, medium-sized businesses or industry.

## Processing strand-shaped components

Our range extends from planing machines and profile sanding machines through to machines suitable for painting profiles and windows for producing or finishing extruded components, such as profiles, cladding, individual window parts etc.



**Be well-prepared for the future.**  
**The MOUDTEQ M-300 planing and profiling machine**

The days of pushbuttons are over with the MOULDTEQ M-300. The planing machine combines state-of-the-art technology with solid mechanical engineering. You benefit from intuitive machine operation and maximum quality in one machine and are optimally prepared for the future. The planing machine can be equipped with a return system for economical one-man operation.



**Profile sanding machines**  
At HOMAG, we rely on the expertise of our partner MAKOR for profile sanding. Together we offer a range of modern profile sanding machines adapted to the most diverse requirements. For example, the LC8 profile sanding machine is ideal for sanding and smoothing a wide variety of strand-shaped components. High machine stability, options for using a wide range of processing units and excellent handling guarantee the best possible results in all areas.



**Profile painting machine**  
In collaboration with the painting system specialist MAKOR, HOMAG has an extensive range of machines for painting profiles and windows. For example, the IRIDE linear spraying machine for applying varnish, base coats and top coats to profiled or flat workpieces, as well as door and window elements. Equipped with a special workpiece carrier system, the machine is suitable for coating individual window parts on six sides in a single operation. The machine design guarantees maximum flexibility, rapid color changes and reduced maintenance.



# Window production under control – CENTATEQ S-800/900 CNC processing centers

For over 20 years, HOMAG has been developing CNC machines for window construction that have revolutionized window processing. Today, it is possible to for the entire processing process to be completed in just a single step with maximum precision and outstanding quality. You benefit from semi-automatic and fully automatic solutions allowing up to 100 window units to be produced per shift. And, of course, HOMAG provides solutions for all components and designs, so no customer wish is left unfulfilled.



**Trimming with power.**  
Secure clamping of the workpieces and powerful liquid-cooled trimming spindles for high feed rates and perfect surfaces. This allows you to make full use of the performance capability of modern tool systems.



**CENTATEQ S-900: Processing centers for automated window production from entry-level centers to system concepts for industrial multi-shift operation.**



**Everything in one machine**  
Curved parts, doors and supplementary elements. You do not need a second machine, one table is enough! Can be integrated into a complete system with all the facilities of a standard CNC processing center.



**Tool change system**  
High-capacity tool changers with short change times are the basis for operational flexibility and high productivity.



**More options!**  
Our clamping technology – Your advantage. Flexible processing options and perfect processing results are guaranteed. Always in the right place and with the correct projection for processing thanks to free clamping in all directions.



# CENTATEQ P-500/600 processing centers

Your choice in CNC processing for stairs, furniture, windows, doors and interior fittings for demanding production requirements. You are ideally equipped to cover all of your tasks with machines from our CENTATEQ P-500/600 series. Each of these CNC machines is a complete system, ensuring maximum performance and efficiency to fulfil your customers' individual requirements. Experience the versatility and performance of our systems for yourself.



### Automatically better: made-to-measure production solutions

We expand CNC processing centers with intelligent solutions to form automated manufacturing cells. Our basis for this is innovative system technology and many years of experience in the construction of complex systems of all sizes worldwide.



### Door frames

Precise and tear-free miters due to circumferential cutting



### Tool changers for all requirements

Systems with up to 99 (72 + 18 + 9) storage locations provide the basis for flexible use of a large number of tools and units.



### Automatically in the right place: the A-table

Program-controlled positioning of the consoles and clamping equipment enables batch-size-1 operation without manual intervention. Workpieces can also be moved apart after a separating cut.



### Solutions for all clamping tasks

Jambs and scantlings can be securely clamped in no time at all using a clamping unit.

### Stair stringers and handrails

DRIVE5C+ with high performance and small space requirements for drilling baluster holes at tight angles



### Handrail wreaths

Interpolating 5-axis processing with direct import from industry applications



# SAWTEQ B-300 multiTec: Sawing, drilling and trimming – this is modern facade construction

The SAWTEQ B-300 multiTec panel dividing saw completes three processing steps fully automatically in one cycle: sawing, drilling, and routing. You can produce complete and ready-to-assemble elements with a high level of precision on just one machine — without having to change station. This makes the SAWTEQ B-300 multiTec the ideal solution for facade construction.



Here's how it works:

- The program fence with collet chuck grabs the panel to be processed and positions it on the multiTec unit for drilling or trimming. There it is fixed in position by a special pushing and hold-down system with integrated suction device before being processed from below.
- This multiTec drilling and trimming unit has nine drilling spindles. You can use drill diameters between 2 and 35 mm. There is also a trimming unit.
- The SAWTEQ B-300 multiTec then splits the unprocessed panel in the next step. The program fence positions the material at the cutting line. It is held there by the pressure beam and is precisely cut.
- The result: finished cut parts with holes and cut-outs according to the cutting pattern.

The highlights

- Fully automated sawing, drilling, and trimming
- Precisely manufactured, ready-to-assemble elements
- Suitable for almost all panel materials made from wood and plastic, as well as panels made from plaster and composite materials
- The risk of damage is significantly reduced due to the elimination of current conventional handling processes
- Faster production due to significantly reduced processing times (processing on the CNC machine is not necessary)
- Any dust generated does not settle on the panel
- Software controlled with numerous expansion options: for example cutting plan optimization using the Cut Rite software. Or special functions of the CADmatic machine control unit, such as material-dependent parameters for automatic adjustment of the saw to the respective panel material
- More ergonomic, automated and accurate work than with circular saws or vertical saws



HBX 150 feed gantry.  
Protects the material. Saves space.

The HBX 150 feed gantry enables you to feed your saw ergonomically and efficiently with unprocessed panels – and with minimal space requirements! The gantry picks up the next plate just-in-time from the stacking area next to or behind the saw by means of a vacuum suction unit, turns the material as required and places it on the saw. All fully automatically.



Recommended equipment for timber work applications

- Plaster package for plaster and Fermacell panels
- Cut-out function for windows and doors
- Labeling (manual or automatic) for accurate identification of parts
- Angle cut function (manual), e.g. for gable cuts or diagonal cuts
- Package cut function
- Turbo grooving
- dustEx for even better suction



# SCHULER Consulting: Lean Production in timber work

Efficiently optimize workstations and processes in four days: that is the goal! The machinery and equipment are good, but actually using them efficiently is key. How much time is wasted each day on searching, asking questions, resorting, fetching carriages and materials or walking from machine to machine? In short workshops with our SCHULER coach, your team will learn to eliminate this wastage independently. After carrying out a detailed analysis of the current situation, participants determine what the target situation should be. Based on this vision, your employees develop their own solutions to make the required improvements. After two to four days, the team will have implemented most of the changes in one working area and they then present the improvements to the management team. And this solution works for all companies — not just Baufritz! It is easier to get a team engaged with changes if they develop the solutions themselves. Involving employees boosts motivation for everyone in the company, across the production team and stretching back to work preparation. You will be amazed at the savings you can make — and it's the little details and interfaces that make the crucial difference.



### Process

- Workshops for employees to analyze activities and problems
- in the workplace
- Direct implementation of improvements and solutions in the workplace
- Documentation of the new workflows and optimized processes
- Your employees present the tried-and-tested solutions to the management team.



### Results

- Although each improvement looked at in isolation may appear simple—for example, keeping tools within easy reach, having materials prepared and ready for use and keeping travel routes short—their combined effect is significant
- Employees are more motivated as it is their own solutions that they are implementing
- This structure results in mini projects that are completed within a four-day timeframe
- You don't need to wait long to see the results of the improvements — you will notice improvements in the efficiency of your processes as soon as the changes are implemented
- You won't needlessly collect 100 general ideas that will never come to fruition — this approach is designed to analyze, optimize and improve a specific area. And that's fun.

[www.schuler-consulting.com](http://www.schuler-consulting.com)

# Overview of partners

Our motto is "Building Trust" — so we value our working relationships with suppliers and project partners. To make it easier for you to find the right contacts for fastening units and CAD systems, here are some companies that specialize in these areas.

### Fastening unit manufacturers



### CAD manufacturers

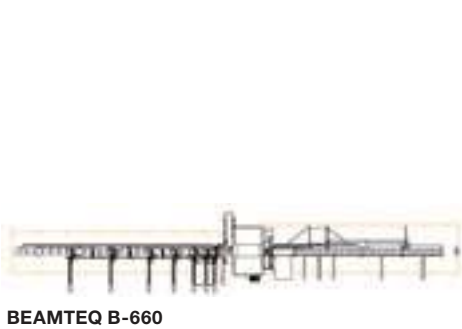





# All machines at a glance

All machines from the WEINMANN range meet the highest standards in terms of quality, performance and reliability. However, the machines feature a range of different technologies and also differ in design — so we have provided an overview of the key technical data below.

TECHNICAL DATA	BEAMTEQ	FRAMETEQ F-300/F-500/ F-700	FRAMETEQ M-300/M-500	BUILDTEQ / MOVETEQ
WORKPIECE DIMENSIONS				
Element typs	Beams	Wall elements		Wall, roof and floor elements
min. length (m/')	1,8 / 5.9	2,0 / 6.6	2,0 / 6.6	0,4 / 1.4 2,0 / 6.6 (MOVETEQ / BOULDTEQ F-500)
max. length (m/')	6,1 / 20 13,5 / 40	6 / 20 8 / 26 10 / 33 12 / 40	6 / 20 8 / 26 10 / 33 12 / 40	6 / 20 8 / 26 10 / 33 12 / 40
min. width (mm/")	50 / 2	1.500 / 59	1200 / 47.2	400 / 15.8 1.200 / 47.2 (MOVETEQ / BOULDTEQ F-500)
max. width (m/')	0,45 / 1.3	up to 3,2 / 10.6 up to 3,8 / 12.6	up to 3,2 / 10.6 up to 3,8 / 12.6	up to 3,2 / 10.6 up to 3,8 / 12.6
min. thickness (mm/")	20 / 1	75 / 3	75 / 3	75 / 3
max. thickness (mm/")	200 / 8	200 / 8 300 / 12	200 / 8 300 / 12	500 / 20
max. element weight (kg/lb.)	750 / 1650	1.500 / 3300	1.500 / 3300	3.500 / 7700 extra up to 5 t / 11.000
MACHINE DIMENSIONS				
length (m/')	min. 18,4 / 61 max. 32,6 / 107	min. 14,5 / 47.7 max. 28,4 / 93.2	min. 12,4 / 40.8 max. 28,4 / 93.2	min. 6,2 / 20.4 max. 12,4 / 40.8
width (m/')	min. 4,2 / 14 max. 5,2 / 17	min. 5,7 / 18.8 max. 5,9 / 19.4	min. 6,5 / 21.4 max. 9,2 / 30.2	min. 3,4 / 11.2 max. 4,0 / 13.2
height (m/')	2,9 / 9.6	3,4 / 11.2	3,4 / 11.2	0,77 / 2.5




BEAMTEQ B-660



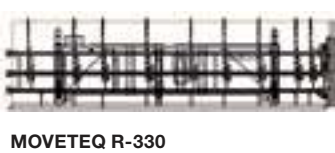
FRAMETEQ F-300



FRAMETEQ M-300

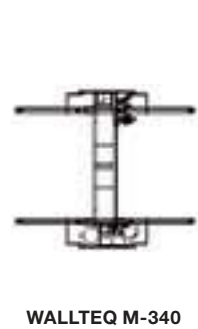


BUILDTEQ A-530

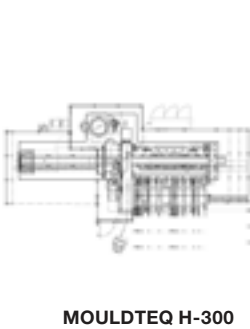


MOVETEQ R-330

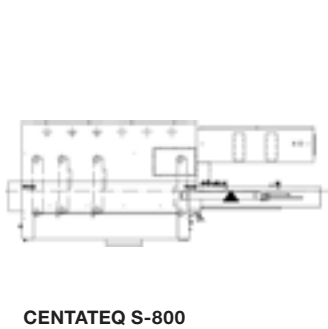
WALLTEQ	MOULDTEQ	CENTATEQ S-800 / 900	CENTATEQ P-500 / 600 & E-500	SAWTEQ B-300 MULTITEC
Wall, roof and floor elements	Beams, windows, doors, stairs	Windows	Doors, stairs	Panel materials
–	without gap 300 / 984.3 with gap 800 / 2624.7	200 / 656.2	–	0,02 / 0.07
project-specific	project-specific	4.200 / 13779.5 (without regripping) 6.000 / 19685 (with regripping)	3.300 / 10826.8 4.000 / 13123.4 6.000 / 19685 7.400 / 24278.2	5,6 / 18.4
–	10 / 0.4	20 / 0.8	–	0,1 / 0.004
up to 3,2 / 10.6 up to 3,8 / 12.6	250 / 820.2	300 / 984.25 1.300 / 4265.1 (additional console table)	1.550 / 5085.3 1.900 / 6233.6 2.250 / 7381.9 3.250 / 10662.7	1,6 / 5.2
–	10 / 0.4	15 / 0.6		6 / 0.2 (option: 4 / 0.2)
500 / 20	160 / 6.3	150 / 5.9	300 / 11.8 500 / 19.7	40 / 1.6
–	project-specific	100 / 220	–	–
3,4 / 11.2	min. 3,8 / 12.5 max. 8 / 26.2	min. 13.708 / 44973.8 max. 17.405 / 57103	7.450 / 24442.3 8.150 / 26738.9 10.150 / 33300.5 11.550 / 37893.7	project-specific
6,4 / 21	min. 1,80 / 5.9 max. 2 / 6.6	min. 6.941 / 22772.3 max. 9.836 / 32270.3	4.750 / 15583.9 5.000 / 16404.2 5.500 / 18044.6 7.250 / 23786.1	project-specific
	2,15 / 7.1	3 / 9.8	2.980 / 9776.9 3.700 / 12139.1	2 / 6.6




WALLTEQ M-340



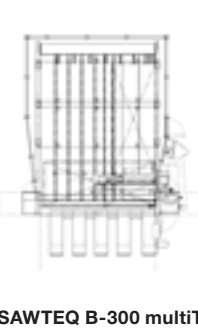
MOULDTEQ H-300



CENTATEQ S-800



CENTATEQ P-500



SAWTEQ B-300 multiTec



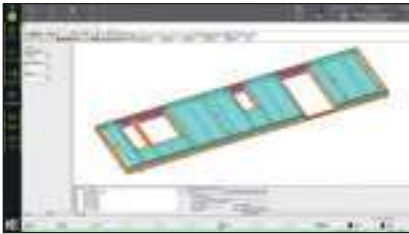
# Software – the foundation for efficient production

The software is increasingly determining the use of machines. In order to realize your wishes optimally and to guarantee short distances, we develop both the software for work preparation and the machine software entirely within HOMAG. You benefit from powerful software modules that are optimally matched to your machine.



## Advantages at a glance

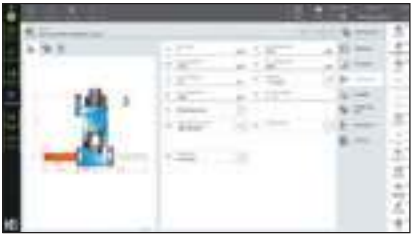
- One software for several machines
- Standard operation for each WEINMANN machine
- Excellent user-friendliness
- Simple structure, easy comprehension of the programs
- Software operation in the national language
- Complete solutions for integrating the machine into the production process
- Coordinated modules
- Modern software architecture
- Free software updates



### wupWorks 4

With the wupWorks 4 software the WUP-/BTL data generated by CAD are fully automatically modified in CNC programs. The corresponding data is graphically presented as a 3D model. Thereby they go through several optimisation routines in order to receive the best result. Additionally the suitable tools are picked fully-automatically.

- Processing, tool, moving ways and material optimisation
- Filtering out of certain components such as pre-manufactured studs or packing pieces
- Filling of waste wood with standard components, such as lintels or braisings in order to prevent residual pieces
- Support of user profiles for individual processing strategies
- Comprehensive list output (raw parts list, planned production orders, parts list, production history, etc.)



### Tool data bank

The software serves the maintenance of all tool data. This includes the dimensions, collision measures as well as the admissible rotations. A graphic user surface supports the user during input. This allows the machine's software to select the optimal tools.

### wupWorks AV / Wx4

The wupWorks work preparation enables the optimisation of production orders already in the office. Therefore, some real-time simulation for the determination of the processing time offers improved quoting as well as data control and optimisation already in the preparation phase of work. This means that the generation of the raw wood list plus automatic tool matching between machine and office are possible.

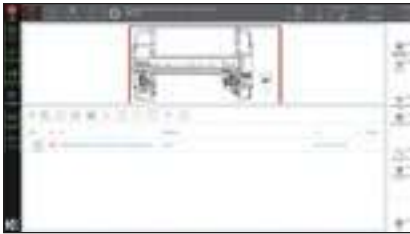
- Less stand still times of the machine by pre-optimization in the office
- Shortening of the machine pass through times



### wupEditor Basic & Professional

The wupEditor can read in WUP or BTL data generated by CAD show them graphically and edit them. Furthermore by using macros it is possible to create components in a simple and fast manner, respectively the components can be amended and directly transmitted to wupWorks. A CAD system is not necessary for this.

- Simple data control
- Fast adaptation and extension of components
- Simple creation of complete components with help of macro functions
- Creation of own macro functions
- Short stand still times in the production by component adaptation directly on the machine
- Graphical 3D-display



### woodScout I & II

The diagnosis system woodScout shows warnings and errors for diagnosis purposes. The program enables systematic fault clearing and thereby increases the machine availability.

Furthermore it is possible to enhance the indicated expert knowledge by own comments. The integrated machine documentation opens automatically at the right position showing how to eliminate the fault. The simple and user-friendly provision of information allows the users to quickly eliminate many faults themselves.

- Indication of faults and warnings
- Simple and fast diagnosis and elimination of faults
- Reduction of machine down times

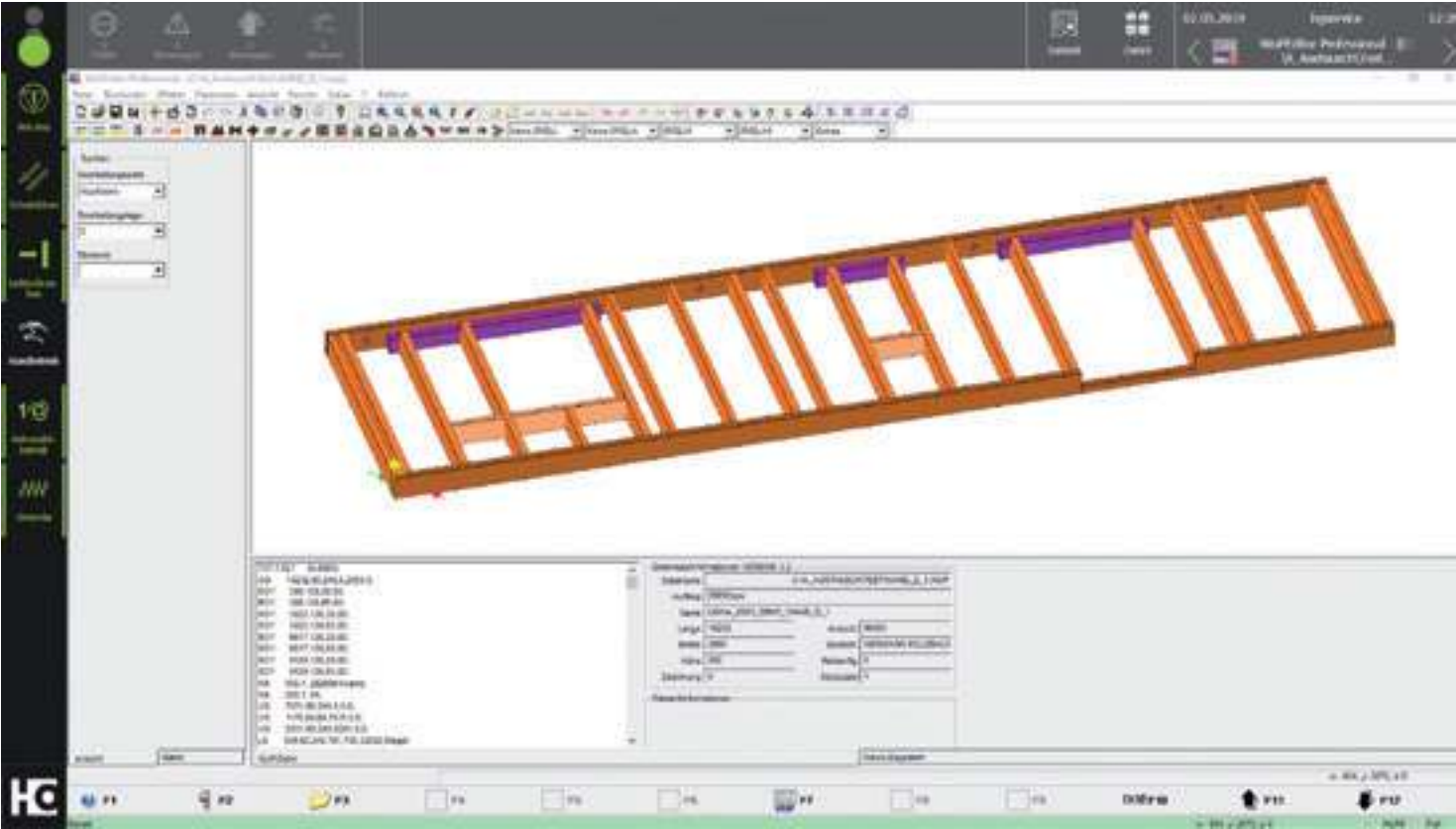


### MMR Basic, Professional & Office

The software module MMR (machine monitoring & reporting) collects all production-related data. The number of produced work pieces, the operating time of the machine and a lot more is recorded. The maintenance notes, depending on usage, help you to optimize maintenance work.

- Display of the reason for possible wait states of the machine
- Required servicing is timely indicated through maintenance notes
- Analysis of operating figures as daily values and shift data
- Graphic evaluation of the machine status
- Post mortem analysis via error indication at the machine
- Office version for centralized data evaluation available





## The next generation of powerTouch: **powerTouch2**

Faster, more comfortable, clearer: Enjoy the benefits of our further improved powerTouch user interface. We have optimized our standardized operating concept and further adapted it to our customers' requirements. Controlling your WEINMANN machines is now even faster and more intuitive. The new, modern design has a clear structure.

The innovative touch operation allows you to achieve the desired result easily and comfortably. Our successful powerTouch philosophy – **standardized, simple, ergonomic, evolutionary** – consistently further developed



### THE HIGHLIGHTS AT A GLANCE:

- Direct and efficient operation, up to 30% faster
- Clearer and more informative thanks to additional information and live illustrations instead of program icons
- New applications for operating and controlling machines and systems (e.g. NCCenter in the PC87 control system on CNC machines or woodCommander 4 on throughfeed machines)
- Fresh, attractive design, based on the new HOMAG machine design



**Clearer structure**  
The structure of the powerTouch2 screen is even clearer. You only see the information that is relevant for you. The important points at a glance – but you still have all the details. All in a fresh, attractive design.



**Even faster**  
With the new powerTouch generation, you can enter information at your machine even more quickly. Compared to the previous version, you can achieve a time saving of up to 30%. This is possible thanks to new features, such as automatic word completion, a pop-up keyboard that can be kept open and Windows-like functions, such as the selection of common actions directly via the start button.



**More comfortable**  
We have also improved the traffic light dialog and the „Start“ menu. When you press and hold the program icon, not only are the possible actions displayed, you can also access and activate them directly. Operation is therefore immediate and you do not lose any time opening applications. What's more, for the applications, illustrations and additional information can be displayed instead of simple program icons. This also provides more transparency and avoids unnecessary navigation into applications.



**More intuitive**  
Operating the machine is child's play. Many of the functions are similar to those of a smartphone or tablet and will therefore be familiar to you. Even beginners will feel immediately at ease and will soon be able to control the machine comfortably.



# Easy to get. And easy to use.

## tapio is the open wood industry ecosystem

This means that everyone involved in the wood industry can participate.  
Because together with our business partners, we develop digital solutions for everyone.



### Just have a try:

Free use of the MachineBoard app! Just register under tapio and „connect“ the machine [www.tapio.one](http://www.tapio.one). The complimentary usage is limited in time.

## Apps that make work easier.

**tapio**  
Partner

### DataSave

- Protects machine and configuration expertise
- Faster service for machine breakdowns
- Saves time when restarting production
- Saves on maintenance costs
- Automatic backups of several machines

### ServiceBoard

- Create service cases quickly and easily and send them to the correct service partner
- Live video diagnostics to solve service cases with image support
- Video reduces the language and distance barriers
- Also works without a machine connection to tapio (and is therefore ideal for older machines)

### MachineBoard

- Push notifications
- Machine data and status can be viewed from anywhere in real time
- Lists of errors, warnings, maintenance tasks and actions
- Displays the remaining time until the next intervention by the machine operator



Free demo for all tapio apps with no registration required. Simply download test.

Verfügbar aktuell in der EU und der Schweiz.  
(Aufgrund der Schnelligkeit der IT-Landschaft gewährleisten wir für 5 Jahre die Kompatibilität zur tapio Plattform)



# HC LIFE CYCLE SERVICES

Optimal service and individual consultations are included in the purchase of our machines. We support you with service innovations and products which are especially tailored to your requirements. With short response times and fast

customer solutions we guarantee consistently high availability and economical production – over the entire life cycle of your machine.



## REMOTE SERVICE

- Hotline support via remote diagnosis by our trained experts regarding control, mechanics and process technology. Thus, more than 90% less on-site service required and consequently a faster solution for you!
- The ServiceBoard App helps to solve tasks in a fast, simple and concrete way. This is achieved by mobile live video diagnosis, automatic sending of service requests or the online spare parts catalog eParts.



## SPARE PARTS SERVICE

- High spare parts availability and fast delivery.
- Ensuring quality by predefined spare parts and wear parts kits, comprising original spare parts.
- Identify and inquire for spare parts online under [www.eParts.de](http://www.eParts.de) 24/7, or buy even faster and more comfortably in the new HOMAG Webshop eCommerce.



## MODERNIZATION

- Keep your machinery up to date and increase your productivity as well as your product quality. This is how you can meet tomorrow's requirements today!
- We support you with upgrades, modernization as well as individual consultancy and developments.



## TRAINING

- Thanks to training perfectly suited to your requirements, your machine operators can optimally operate and maintain the HOMAG machines.
- The training also include customer-specific training documents with exercises proven in practice.
- Online training and webinars. Learn without traveling, meet your trainer in the digital classroom.



## SOFTWARE

- Telephone support and consultancy through software support.
- Subsequent networking of your machinery with intelligent software solutions ranging from construction to production.



## FIELD SERVICE

- Increased machine availability and product quality by certified service staff.
- Regular checks through maintenance / inspection guarantee the highest quality of your products.
- We offer you the highest availability of technicians in order to reduce downtimes in case of unpredictable troubles.



For you more than...

**1.350**

service employees worldwide

**90%**

less on-site service thanks to successful remote diagnosis

**5.000**

customer training sessions per / year

**150.000**

machines, all electronically documented in 28 different languages – in eParts



## **WEINMANN Holzbausystemtechnik GmbH**

info@weinmann-partner.de  
www.homag.com/weinmann

## **YOUR SOLUTION**

